


VBD-P

Flip-chip COB with Common Cathode Driving Technology

- Cold display" with Super Energy-saving Performance
- Ultra-High Reliability in Slim-line panel design
- Higher Brightness and Contrast ratio
- 16:9 ratio in Panel Design
- Unprecedented Wide Viewing Angle




Energy-saving Design with Better Heat Dissipation

- Common Cathode Technology makes lower power consumption and lower working temperature, longer lifespan.
- Non holder design provides wider heat dissipation area leading great performance of heat dissipation.
- Power supply unit redundancy (Optional) .

Stunning Effects

- Unprecedented wide viewing angle bring exceling visual experience.
- High brightness and advanced design enable HDR function, adding excellent color performance.




Ultra-High Reliability

- Chip-on-board packaging with Ebony technology providing dual protection of the panel.Anti-collision, dust proof and water proof of the module.
- Super slim design with 38.5mm for ultra-thin wall-mounting solution
- Non holder design increases the life time.



Unlimited Vision and Possibilities

- Fine pixel pitch 0.78, 0.93,1.25, 1.56,1.87 the 16:9 aspect ratio panel allow native 2k/4k pixel to pixel resolution .



VBD-P / Specifications

	VBD-P0.7	VBD-P0.9	VBD-P1.2	VBD-P1.5	VBD-P1.8
Physical Pitch	0.78 mm	0.93 mm	1.25 mm	1.56 mm	1.87 mm
Pixel Configuration	Flip-chip RGB LED(COB)	Flip-chip RGB LED(COB)	Flip-chip RGB LED(COB)	Flip-chip RGB LED(COB)	Flip-chip RGB LED(COB)
Pixel Density	1,638,400 pixels/m ² 331,776 pixels/panel	1,137,777 pixels/m ² 230,400 pixels/panel	640,000 pixels/m ² 129,600 pixels/panel	409,600 pixels/m ² 82,944 pixels/panel	284,444 pixels/m ² 57,600 pixels/panel
LED Module Dimensions (mm)	300 × 168.75	300 × 168.75	300 × 168.75	300 × 168.75	300 × 168.75
Panel Dimensions (W × H × D) (mm)	600 × 337.5 × 49.4	600 × 337.5 × 49.4	600 × 337.5 × 49.4	600 × 337.5 × 49.4	600 × 337.5 × 49.4
No. of Modules Per Panel (W × H)	2 × 2	2 × 2	2 × 2	2 × 2	2 × 2
Physical Resolution of Module (W × H)	384 × 216	320 × 180	240 × 135	192 × 108	160 × 90
Physical Resolution of Panel (W × H)	768 × 432	640 × 360	480 × 270	384 × 216	320 × 180
Weight Per Panel	6* kg/panel	6* kg/panel	6* kg/panel	6* kg/panel	6* kg/panel
Weight Per m ²	29 *kg/m ²	29 *kg/m ²	29 *kg/m ²	29 *kg/m ²	29 *kg/m ²
Processing	14 - 16 bit	14 - 16 bit	14 - 16 bit	14 - 16 bit	14 - 16 bit
Colours	281 trillion	281 trillion	281 trillion	281 trillion	281 trillion
Contrast Ratio	20,000 : 1	20,000 : 1	20,000 : 1	20,000 : 1	20,000 : 1
Average Power Consumption	53w/m ²	53w/m ²	53w/m ²	150w/m ²	150w/m ²
Max Power Consumption	180w/m ²	180w/m ²	180w/m ²	450w/m ²	450w/m ²
Operating Temp/Humidity	-10 - 40 °C / 10% - 90%	-10 - 40 °C / 10% - 90%	-10 - 40 °C / 10% - 90%	-10 - 40 °C / 10% - 90%	-10 - 40 °C / 10% - 90%
Storage Temp/Humidity	-20 - 60 °C / 10% - 90%	-20 - 60 °C / 10% - 90%	-20 - 60 °C / 10% - 90%	-20 - 60 °C / 10% - 90%	-20 - 60 °C / 10% - 90%
Brightness	>600 nits	>600 nits	>600 nits	>600 nits	>600 nits
Refresh Rate	≥3840 Hz	≥3840 Hz	≥3840 Hz	≥3840 Hz	≥3840 Hz
Horizontal Viewing Angle	170°	170°	170°	170°	170°
Vertical Viewing Angle	170°	170°	170°	170°	170°
Expected LED Lifetime (Max)	100,000 Hrs	100,000 Hrs	100,000 Hrs	100,000 Hrs	100,000 Hrs
Servicing	Front	Front	Front	Front	Front
IP Rating	IP30	IP30	IP30	IP30	IP30
Certification	CE, ETL, ICES, PSE, REACH, UKCA, RoHS, FCC, CCC	CE, ETL, ICES, PSE, REACH, UKCA, RoHS, FCC, CCC	CE, ETL, ICES, PSE, REACH, UKCA, RoHS, FCC, CCC	CE, ETL, ICES, PSE, REACH, UKCA, RoHS, FCC, CCC	CE, ETL, ICES, PSE, REACH, UKCA, RoHS, FCC, CCC

*Notes: The Specifications are for reference; actual values may vary.
Shenzhen CreateLED Electronics Co.,Ltd reserves the right to modify product design, specifications, and parameters without further notice.

Application Fields

- Control Room
- Showroom
- Station

- TV Broadcasting
- Showroom
- Corporate

- Classroom
- Shopping mall
- Stadium